

CREATING PROTECTIVE ENVIRONMENTS WEB CONFERENCE:

(Part One and Two)

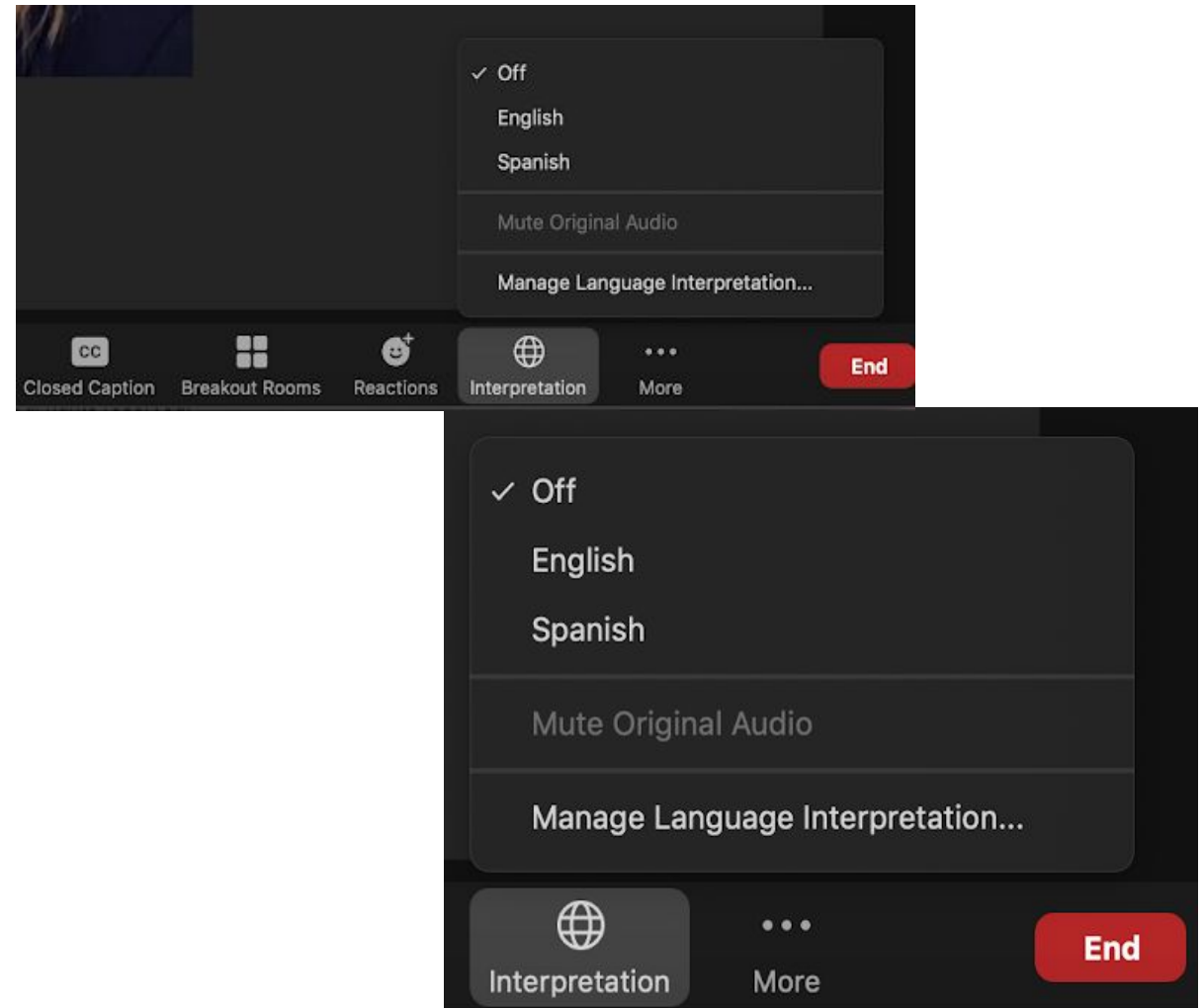


September 6–7, 2023
1–2:30 pm PT



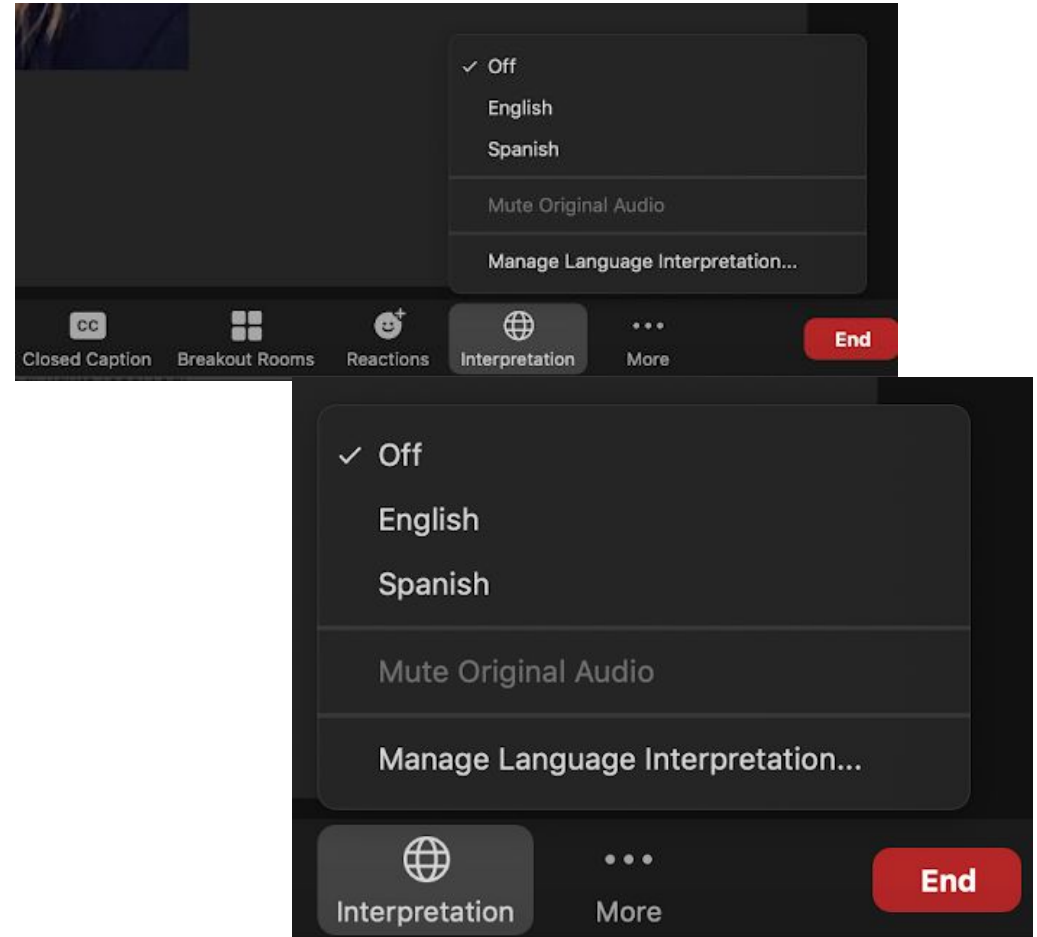
CÓMO UNIRSE AL AUDIO

- ▶ Esta conferencia web se ofrece en inglés con interpretación en vivo en español.
- ▶ La interpretación en español sólo está disponible cuando se utiliza el audio por Internet, "*join audio by computer*".
- ▶ Los que marquen por teléfono sólo escucharán el inglés.
- ▶ Si necesita escuchar la interpretación en español, por favor únase sólo con el audio por computadora.



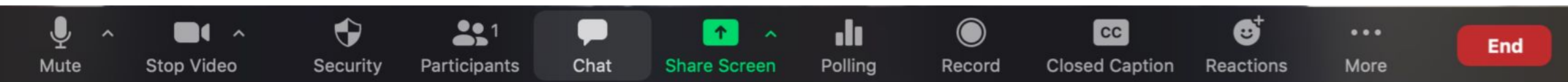
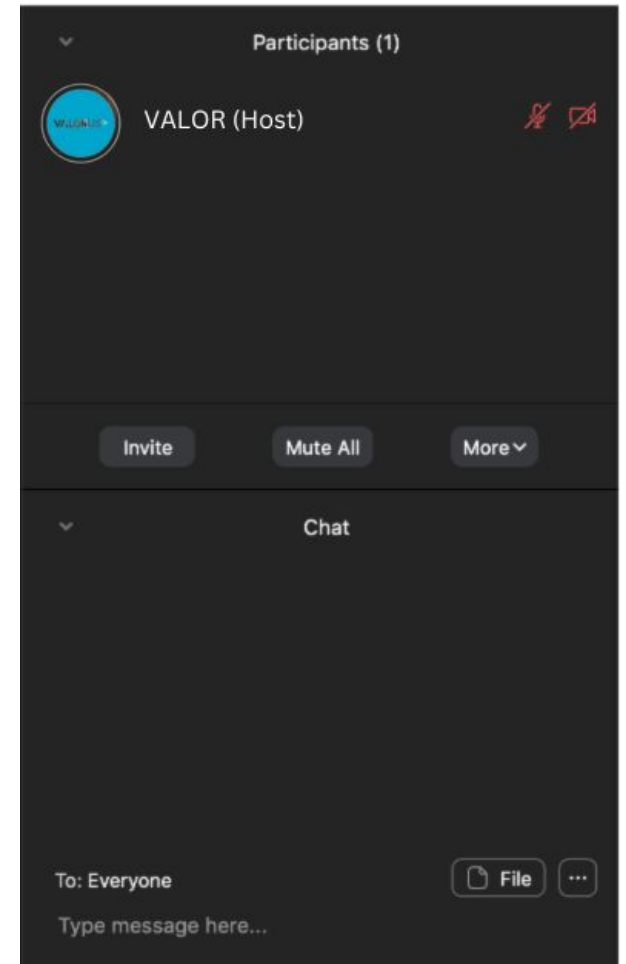
HOW TO JOIN AUDIO

- ▶ This web conference is offered in English with live Spanish interpretation.
- ▶ Click on the Interpretation Globe icon at the bottom of your Zoom screen to select a Language
- ▶ Spanish interpretation is only available when using Internet audio, “join audio by computer.”
- ▶ Those dialing in over the phone will only hear English.
- ▶ If you need to hear the Spanish interpretation, please join with computer audio only.



HOW TO USE ZOOM

- Text chat
- Phone
- Live captioning
- Recording & slides




MEME

Meet the Team




“Who’s Selena?!”

Shelby Vice (she/her)
Project Coordinator
VALOR



“Who’s dog is this?”

Jessie Towne-Cardenas (she/her)
VALOR Consultant
Arboreta Group



**“Get a dog they said.
It would be fun they said.”**

Maria Schembri (she/her)
Program Manager
Office of Youth and Advocacy
San Diego Unified School District

Funding Disclaimer

This training is supported by the California Department of Public Health, Injury and Violence Prevention Branch, Rape Prevention and Education (RPE) Program, through funding from the Centers for Disease Control and Prevention (CDC), National Center for Injury Prevention and Control (Cooperative Agreement 5 NUF2CE002501). The opinions and findings of this training are those of the facilitators and not necessarily those of CDPH.

Objectives

- Describe the characteristics of a protective environment.
- Identify at least three (3) comprehensive strategies that build protective environments to prevent SV/IPV.
- Identify multi-sector partners for implementing strategies that build protective environments.



Creating Protective Environments

Playlist of Strategies to Consider.



Roll With Me

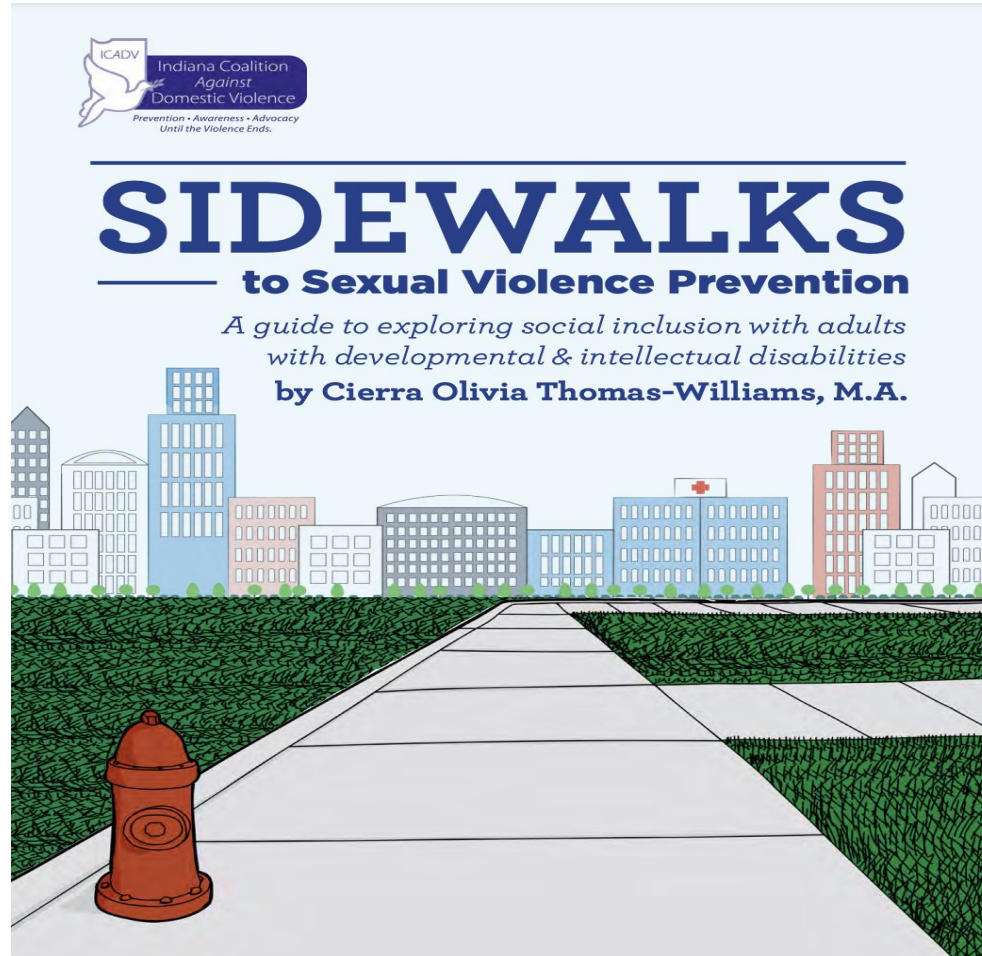


<https://www.wvno.org/show/louisiana-considered/2023-08-28/new-program-invites-leaders-to-experience-la-in-wheelchairs-parents-launch-suicide-prevention-campaign>

Advancing Equity. Ending Sexual Violence.®

VALORUS 

▶ Sidewalks to Prevention



<https://icadvinc.org/sidewalks/>

Advancing Equity. Ending Sexual Violence.®

VALORUS 

Not One More Girl



I got you.

Do you need someone to stand with you right now?
It appears you are being harassed.
I can text BART Police 510.200.0992, contact the train operator, or report using the BART Watch App.
Just ask me to “Call someone.”

<https://www.bart.gov/guide/safety/gbv>

Advancing Equity. Ending Sexual Violence.®

VALORUS 

Olivewood Gardens



<https://www.olivewoodgardens.org/classes-programs/our-programs/kitchenistas/#:~:text=As%20part%20of%20the%20Kitchenistas,and%20workshops%20free%20of%20cost.>
Advancing Equity. Ending Sexual Violence.®

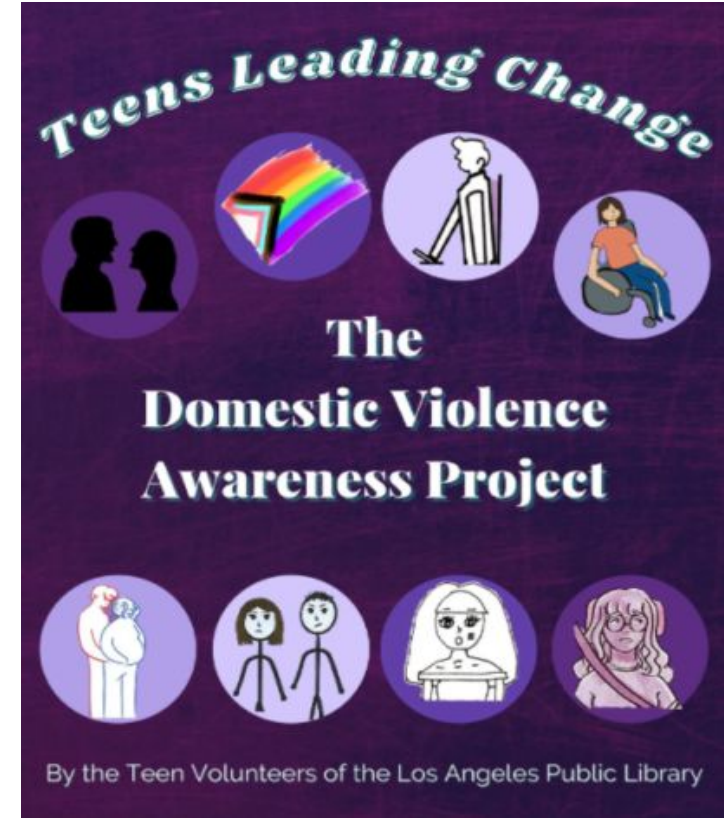
▶ Close to Home Mural and Graphic Novel Projects

Valley Crisis, Close to Home Mural



<https://www.valor.us/2021/10/31/rpe-spotlight-community-beautification/>

Strength United, Graphic Novel



<https://www.valor.us/2020/01/04/teens-leading-change-a-spotlight-on-youth-led-graphic-novels-to-raise-awareness-and-domestic-violence-prevention-by-strengthunited/>

▶ Safe OUTside the System Collaborative

Goals for the Safer Party Toolkit

- Create a space in which partygoers self-determination and safety are prioritized
- Prevent and intervene in violence before it escalates
- Make a community atmosphere where violence isn't acceptable
- Encourage others to intervene/prevent violence from happening
- Support survivors of violence

Where is the closest:

1. Hospital
2. Police Precinct

Closest Hospital:

Closest Precinct:

SAFE OUTSIDE THE SYSTEM:

The image shows a collage of handwritten notes and diagrams. On the left, there are green bullet points under the heading 'Goals for the Safer Party Toolkit'. Below the list is a colorful drawing of a person's face and a purple scribble. At the bottom left, a green box contains the text 'SAFE OUTSIDE THE SYSTEM:'. On the right, there is a diagram with a yellow patterned border containing the text 'Where is the closest:' followed by a numbered list: '1. Hospital' and '2. Police Precinct'. Below this, there are two boxes labeled 'Closest Hospital:' and 'Closest Precinct:' with arrows pointing to the right. A drawing of a fly is also present on the right side.

Questions?

Please type your questions in
the chat.





Welcome to

Maria Schembri!



Maria Schembri (she/her)
Program Manager
Office of Youth and
Advocacy for SDUSD

Use the Text Chat feature
to answer the question.

Closing Question:

**What is one strategy example that excited you? /
¿Cuál es un ejemplo de estrategia que te entusiasmó?**



Evaluation Link

Please take 5 minutes to fill out the evaluation link in the chat! Thank you!

CREATING PROTECTIVE ENVIRONMENTS WEB CONFERENCE: (Part One and Two)

September 6–7, 2023
1–2:30 pm PT

